

HIDDENBROOKE

SIGN GUIDELINES

PROJECT SIGNAGE

ON-SITE COMMUNITY SIGNS

No weekend plastic bootlegs allowed on site.

Three permanent signs leading people to the Country Club and the Information Center (4'x4' each)

Up to 10 ladder signs 4'x6' each with up to six builder names to guide people to the various neighborhoods within the community.

One monument sign at entry to the Country Club.

One trailer sign on the freeway frontage will be placed on weekends only not to exceed 10'x20' in size.

Six Flags located at entry by Interstate 80.

PROJECT SALES SIGNS

Sign wall with community name in Trajan Bold typeface (no logos allowed).

One on-site project ID sign, 5'x10'.

One parking sign, max., 2'6"x4'.

One sales information sign, max., 2'6"x4'.

One model ID sign per model, max., 2'x30".

Ten flags and poles per model complex.

Any necessary model tour signs to keep people moving through the model complex, max. 3' square.

Any signs as required by government agency.

One awning at the entry to the sales office not to exceed 5' in depth, and approximately 2' greater than the opening of the office entry.

One optional awning at the exit from the sales office not to exceed 5' in depth, and approximately 2' greater than the opening of the office exit.

OFF-SITE COMMUNITY SIGNS

Hiddenbrooke off-site signs are 4'x8'.

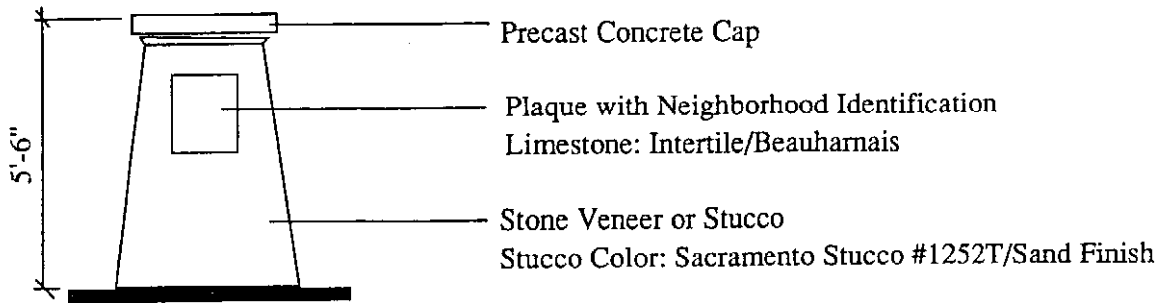
Off-site signs are not to exceed a total of 10 signs, which is less than 2 signs per subdivision in the community.

PROJECT TYPEFACE: TRAJAN BOLD

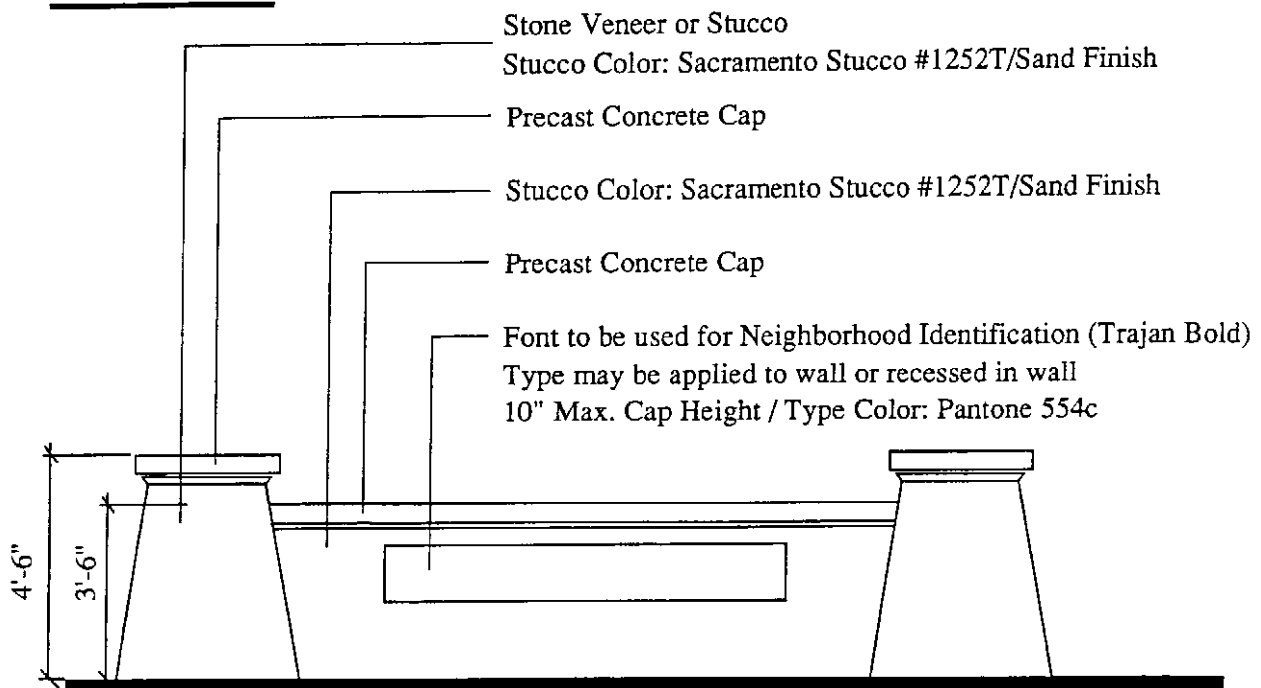
Typeface to be used on sign walls and secondary entry markers.
Do not condense, extend or modify this font.

A B C D E F
G H I J K L
O N O P Q
R S T U V W
X Y Z 1 2 3 4
5 6 7 8 9 10

SECONDARY ENTRY MARKERS




SIGN WALL




No project logos are allowed on walls.

OPTIONS FOR COLUMNS




Stucco
Sacramento Stucco
Stucco #1252T



Ledge Stone or Field Stone

Napa Valley River Rock
(Country Club/Project Stone)
No Round River Stone or Brick
to be used.

PERMANENT DIRECTIONALS

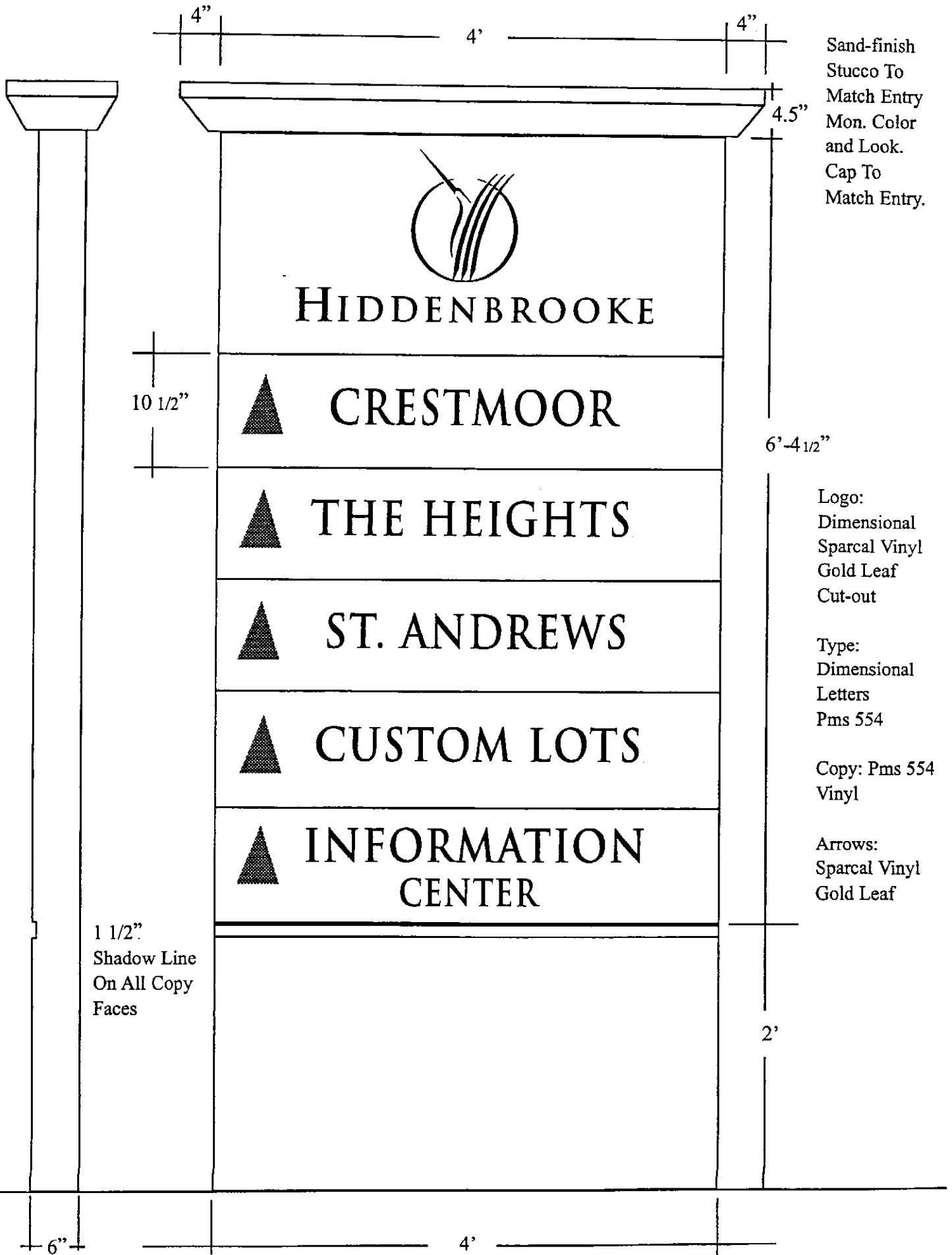


Logo:
Dimensional
Gold Leaf
Cut-out

Type:
Dimensional
Letters
Pms 554

Arrows:
Dimensional
Gold Leaf

TEMPORARY DIRECTIONALS



Sand-finish
Stucco To
Match Entry
Mon. Color
and Look.
Cap To
Match Entry.

Logo:
Dimensional
Sparcal Vinyl
Gold Leaf
Cut-out

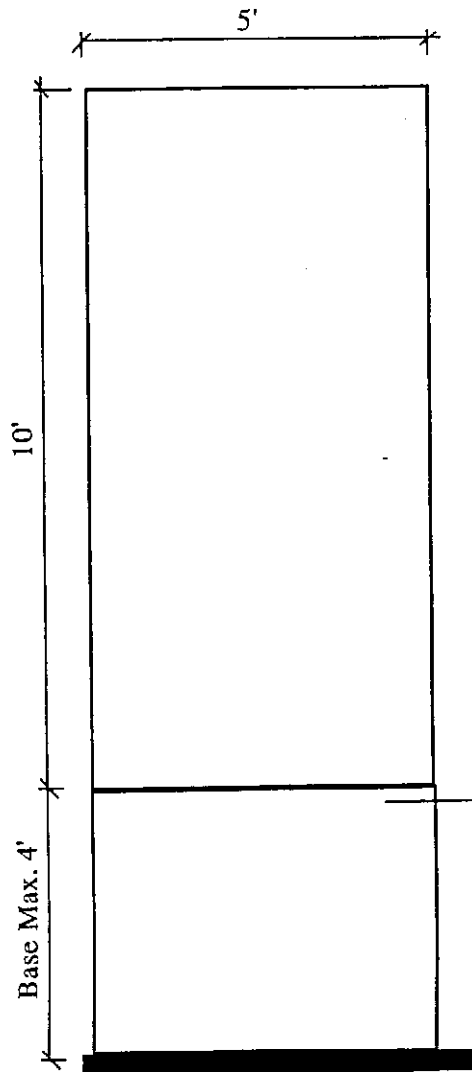
Type:
Dimensional
Letters
Pms 554

Copy: Pms 554
Vinyl

Arrows:
Sparcal Vinyl
Gold Leaf

1 1/2"
Shadow Line
On All Copy
Faces

TEMPORARY MARKETING PROJECT SIGN



Sign to be finished on all sides.

Size: 5'x10' horizontal or vertical sign face

Max. height on horizontal signs not to exceed 9'-6"


Max. height on vertical signs not to exceed 14'-6"

Extra 6" in max. height to allow for mouldings.

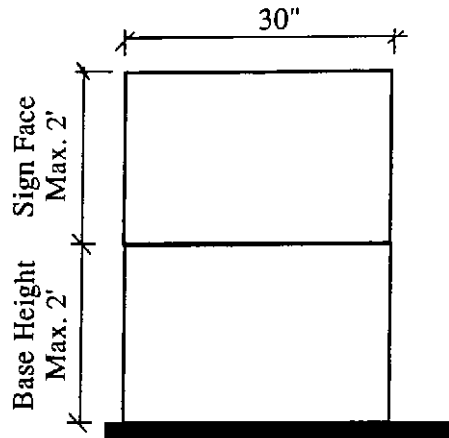
No snipes allowed to extend beyond 5'x10' sign face.

Sign base to be full box skirt finished on all sides.

SALES INFORMATION AND PARKING SIGNS



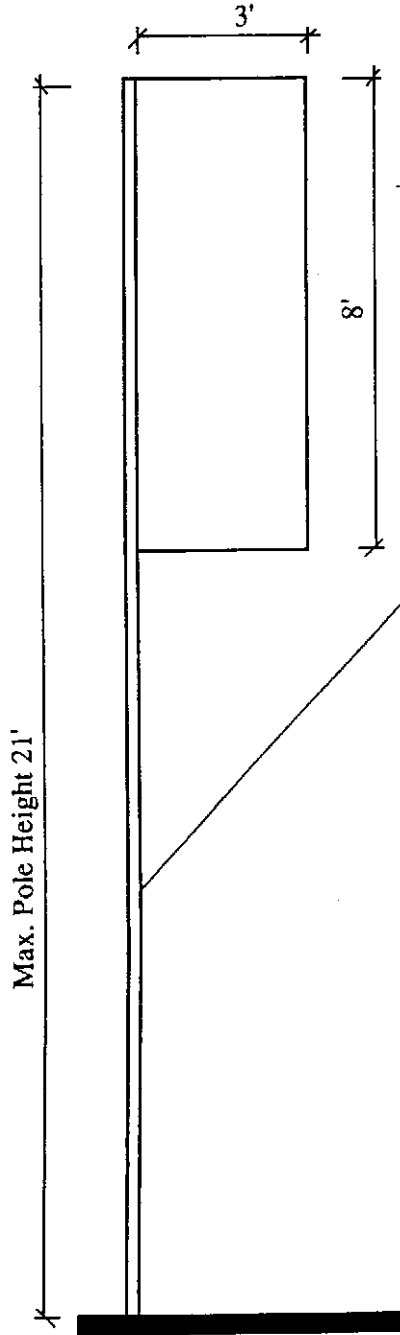
MODEL ID SIGNS



ID signs may be post or wall mounted.

Parking and sales information signs may be post mounted.

PROJECT FLAGS



Flags are limited to 10 flags per development.

Max. flag size is 24 sq.ft.

Max. pole height 21'.

All poles are steel minimum 2" dia. and painted white.